FULL COLOR LED RENTAL SCREEN

Seamless Splicing, Quick Installation, Wide Viewing Angle & Gamut

High-definition display solutions for stages, exhibitions and events. They deliver clear, full-color visuals with no lag or flicker, in an ultra-thin, lightweight design.



1.53mm 2.604mm 2.76mm 3.91mm **Pixel Pitch**

Modular Design | Ultra light weight | Ultra-thin cabinet | Energy saving

High definition | High brightness | High refresh | Large viewing angle

HIGH REFRESH RATE, BRIGHTNESS & CONTRAST

High refresh rate design—no ghosting/flickering, sharp & clear visuals



Low refresh rate, low contrast | High refresh rate, high contrast

DOUBLE SIZE BOX SEAMLESS SPLICING

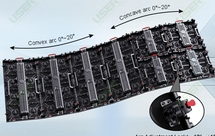
These 500mm & 1000mm-long modules splice seamlessly with invisible gaps, delivering smooth, immersive HD visuals for large screens and creative displays.



500mm×1000mm cabinet | 500mm×500mm cabinet

ARC ADJUSTABLE WITHIN ±10°

Equipped with an arc adjustment lock, it supports precise ±10°-enabling seamless 0-20° convex/concave screen assembly. Tool-free setup allows easy creation of smooth, curved displays—perfect for dynamic stages and exhibitions, adding depth and visual impact.




FRONT & REAR DUAL-ACCESS QUICK MAINTENANCE

Featuring front and rear quick maintenance, this rental cabinet allows module replacement without disassembly, reducing downtime and ensuring efficient rental operations.



CABINET DETAILS



Module Dimensions




IP65 RATED - FULLY PROTECTED

IP65 high protection rating ensures full dust and water resistance, enabling stable operation in outdoor or dusty environments such as open-air stages, exhibitions, and semi-open venues. Adaptable to complex scenarios for reliable and worry-free rental use




ALL-SCENE ADAPTABILITY DESIGN YOUR SHAPE

Flexible installation for all scenes: curved, column, hanging, or fixed. Ideal for stage designs, creative displays, and basic set-ups—unlimited large-screen layouts for rental.



Large Curved Configuration Installation



Square Column Installation | External Cylindrical Installation

Truss Hanging Installation | Internal Cylindrical Installation

Creative Splicing Installation | Basic Bracket Installation